

Electronic Transformer: for low voltage lighting

ET-250-PL-230-RD

Dimmable...

- Dimmable with ALL types of domestic and hard-fired dimmer.
- Terminal covers and cable clamps.
- Self resetting, short circuit and overload protection.
- Suitable for 10W to 250W loads.
- Complies with EC EMC and Low Voltage Directives.
- Flame retardant moulded enclosure, UL94-V0.
- Complies with EMC Emission Standard EN 55015.
- Lightweight and compact size, only 305 grams.
- Complies with EMC Immunity Standard EN 61547.
- Mode products are guaranteed for two years.
- Energy efficient, ensures cool operating temperature.
- Low audible noise throughout the dimming range.

TECHNICAL DATA

PRODUCT	VOLTAGE		CURRENT		POWER		FREQUENCY		CONNECTIONS	
	INPUT	OUTPUT	INPUT	OUTPUT	INPUT	OUTPUT	INPUT	OUTPUT	INPUT TERMINALS	OUTPUT TERMINALS
ET-250-PL-230-RD	230 / 240V	11.5V RMS nominal	0.75 amp max	22 amp max.	0.99	10 to 250	50/60Hz	40 kHz	2 x L 2 x N	3 x 0V 3 x 12V

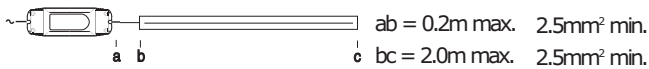
PRODUCT	TEMPERATURE			PROTECTION			FUSING	
	CASE RISE	AMBIENT	CASE	SHORT CIRCUIT	OVERLOAD	THERMAL	PRIMARY	SECONDARY
ET-250-PL-230-RD	45°C max.	40°C max.	85°C max.	Auto-reset	Auto-reset	Auto-regulating	Fusible PCB link	None Required

PRODUCT	SAFETY	PERFORMANCE	EMC EMISSION	HARMONICS FLUCTUATIONS	EMC IMMUNITY	REGULATION	WEIGHT	EFFICIENCY
ET-250-PL-230-RD	EN 61347-2-2	EN 61047	EN 55015	EN 61000-3-2 EN 61000-3-3	EN 61547	Better than 5%	305g	96% (typical)

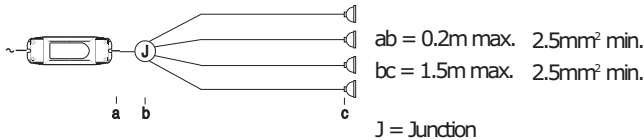
INSTALLATION INSTRUCTIONS:- CONNECTION:

FOR TRACK LIGHTING:-

Wire/Track Length	Wire Size
ab = 0.2m max.	2.5mm ² min.
bc = 2.0m max.	2.5mm ² min.



FOR HARDWIRED LAMPS:-



Installation should be in accordance with the relevant National Wiring Regulations and other applicable Regulations. Compliance to the EC EMC and Low Voltage Directives may be invalidated if not used or installed according to the published specification.

Electronic Transformers operate at high frequencies. The output voltage cannot be measured on a standard voltmeter. The output leads should not be separated by more than 10mm and should be kept to a minimum length to achieve optimum regulation and EMC suppression. Electronic Transformers are not recommended for parallel rod or tensioned wire lighting systems. Observe dimmer manufacturer's recommended load ratings. Electronic Transformers should be located in well ventilated areas and should not be covered or enclosed by insulating materials.

MODE ELECTRONIC TRANSFORMER RANGE


The 250 range provides higher power capacities than normal electronic transformers. Designed with 3 outputs for multi-lamp luminaires or lengths of low voltage track. The 250 is fully dimmable with all types of leading or trailing edge dimmers and is lightweight and energy efficient.

The compact size allows discrete installation of products where conventional wire wound transformers may not be suitable or practical to install.


The 24v versions of the 250 can drive lengths of xenon bud light systems and by evenly spacing the lamps along the length of the output cables, up to 5 metres may be driven by a single transformer.



 Complies with EC EMC and Low Voltage Directives.

 Class II construction.

SELV Equivalent.

 Can be mounted on wood in accordance with DUN VDE 0710-14

 Independent converter.

COMPANY SUMMARY

Mode was established in 1970 as an Original Equipment Manufacturer in Hertfordshire, England. Mode designs and manufactures electronic products principally for the lighting industry, initially supplying the discotheque market and more recently expanding into the architectural and cruise ship markets. Mode is a subsidiary of a privately owned Holding Company and has four associated electronic companies who together trade as "The Mode Group".